



ಬೃಹತ್ ಬೆಂಗಳೂರು ಮಹಾನಗರ ಪಾಲಿಕೆ
Bruhat Bengaluru Mahanagara Palike



BBMP COVID-19 WAR ROOM 31.12.2022

BBMP / COVID-19 WAR ROOM / BULLETIN – 1013/ 31.12.2022 / #BBMPfightsCOVID19



OVERVIEW OF COVID-19 IN BENGALURU

CASE TRENDS ACTIVE CASES **295**

<u>Confirmed Cases</u>	<u>Recovered Cases</u>	<u>Death Cases</u>
36 18,76,786 #	62 18,59,500 *#	0 16,991 #

HOSPITALIZATION **0**

<u>ICU – V</u>	<u>ICU</u>	<u>HDU</u>	<u>General</u>
-	-	-	0

INCLUDES GOVT. QUOTA AND PRIVATE WALK-IN HOSPITALIZATION

VACCINATION **3,282** 2,05,24,626 #

<u>First Dose</u>	<u>Second Dose</u>	<u>Precaution Dose</u>
293 96,81,994 #	252 94,86,528 #	2,737 13,56,104 #

TRIAGING

MTU
3

Tele Triage
29

ACTIVE CZs

0

MCZs (< 5 cases)
0

Clusters (> 5 cases)
0

TESTING **5,695** 3,20,39,046 #

<u>RAT</u>	<u>RTPCR</u>
1,336	4,359

Positivity :0.67%
*FOR LAST 7 DAYS

: indicates cumulative numbers till date
* : Includes deemed to be discharged cases (subject to verification of record) as cases are beyond 10 days.



ABSTRACT OF COVID-19 SCENARIO IN BENGALURU



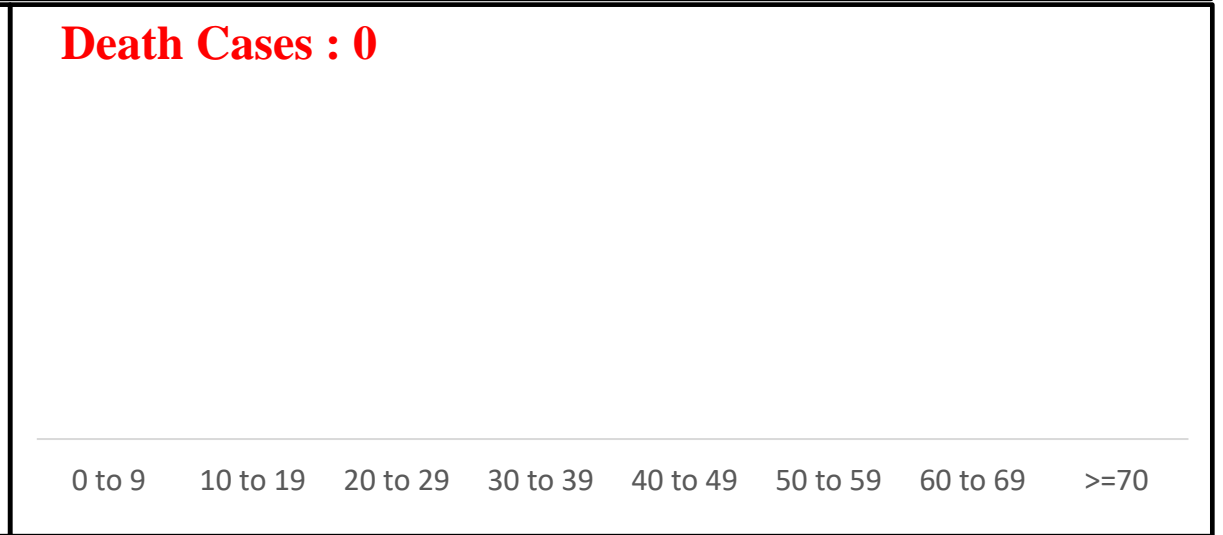
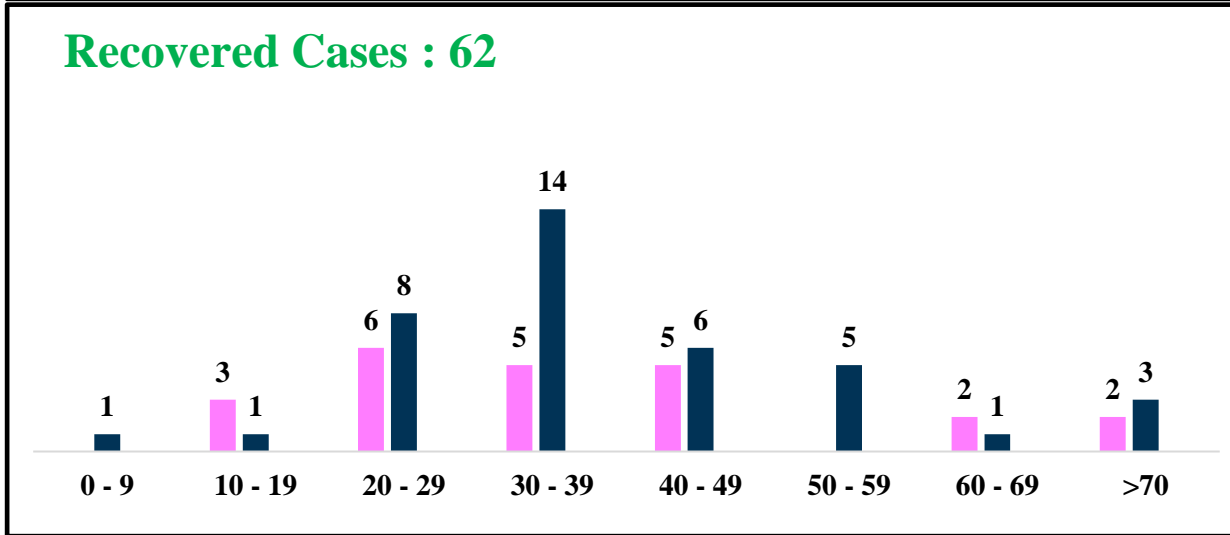
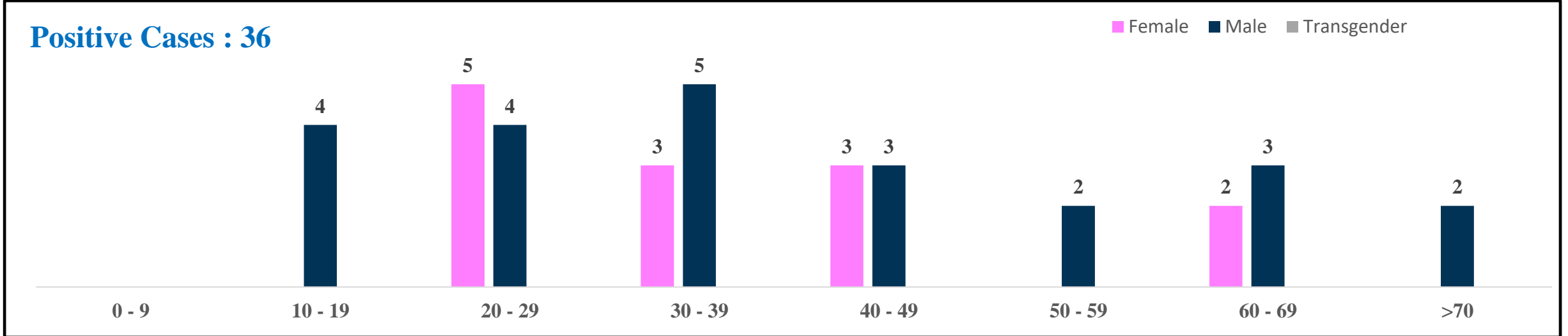
	MALE			FEMALE			TRANSGENDER			TOTAL		
	Last 24 Hours	Last 7 Days	Cumulative	Last 24 Hours	Last 7 Days	Cumulative	Last 24 Hours	Last 7 Days	Cumulative	Last 24 Hours	Last 7 Days	Cumulative
Positive Cases	23	129	11,06,666	13	86	7,69,924	0	0	196	36	215	18,76,786
Recovered Cases	39	104	10,94,160	23	75	7,64,210	0	0	187	62	179	18,59,500 [#]
Death Cases	0	0	10,761	0	0	6,226	0	0	4	0	0	16,991
Total Tests Done	In Last 24 hrs. : 5,695			In last 7 days : 31,911			Cumulative : 3,20,39,046					
Vaccine Doses Administered	In Last 24 hrs. : 3,282			In last 7 days : 22,217			Cumulative : 2,05,24,626					
ACTIVE CASES							295					

*Covid deaths occurred today : 00 | Covid deaths occurred beyond last 24hrs., reported today : 00

[#]Includes deemed to be discharged cases (subject to verification of record) as cases are beyond 10 days.



LAST 24 HOURS AGE GROUP AND GENDER WISE DISTRIBUTION

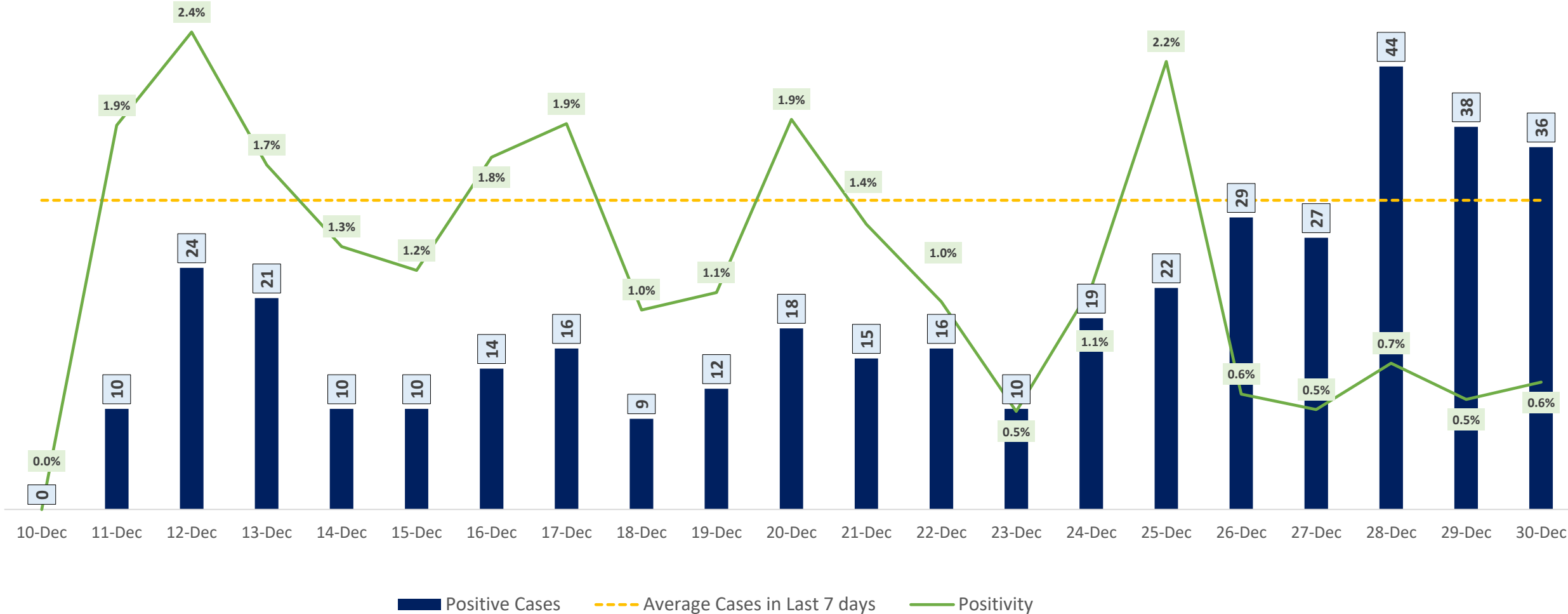




POSITIVITY RATE OF BENGALURU – LAST 21 DAYS



Average Cases in Last 7 days : 31

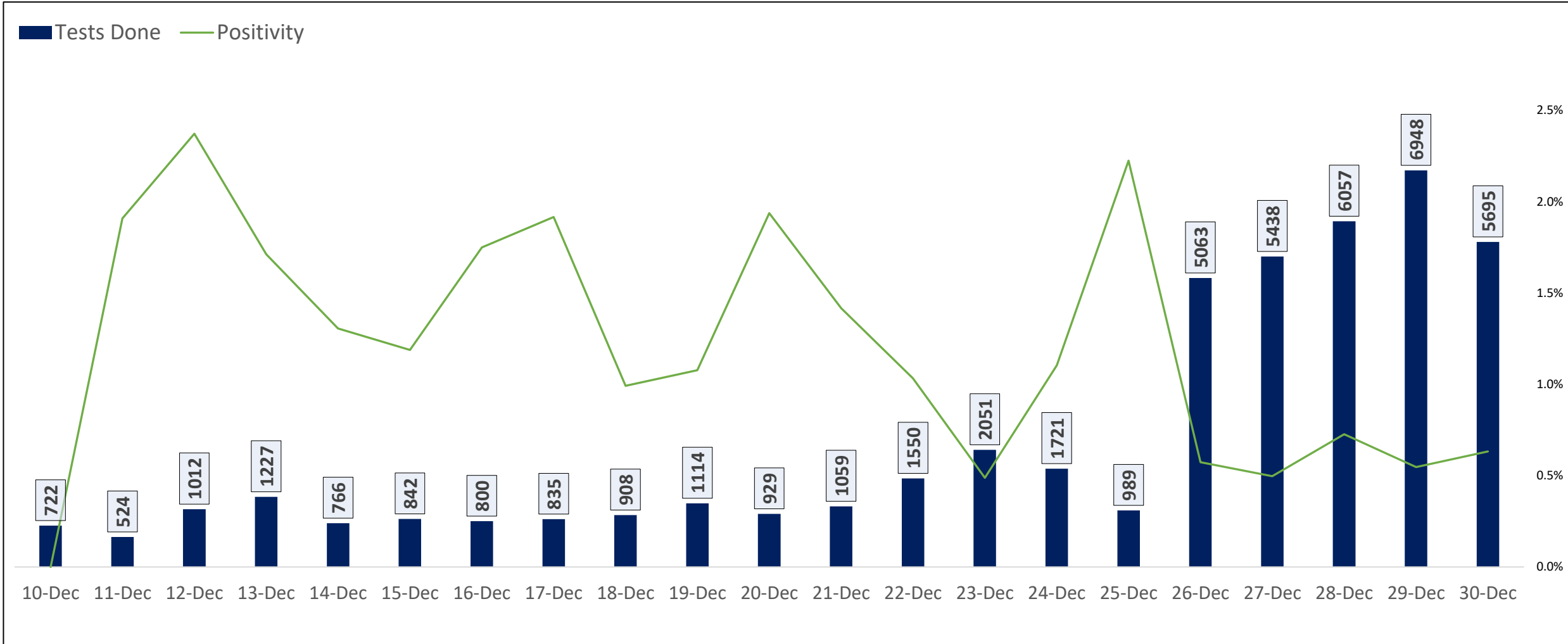




TESTING TRENDS IN BENGALURU

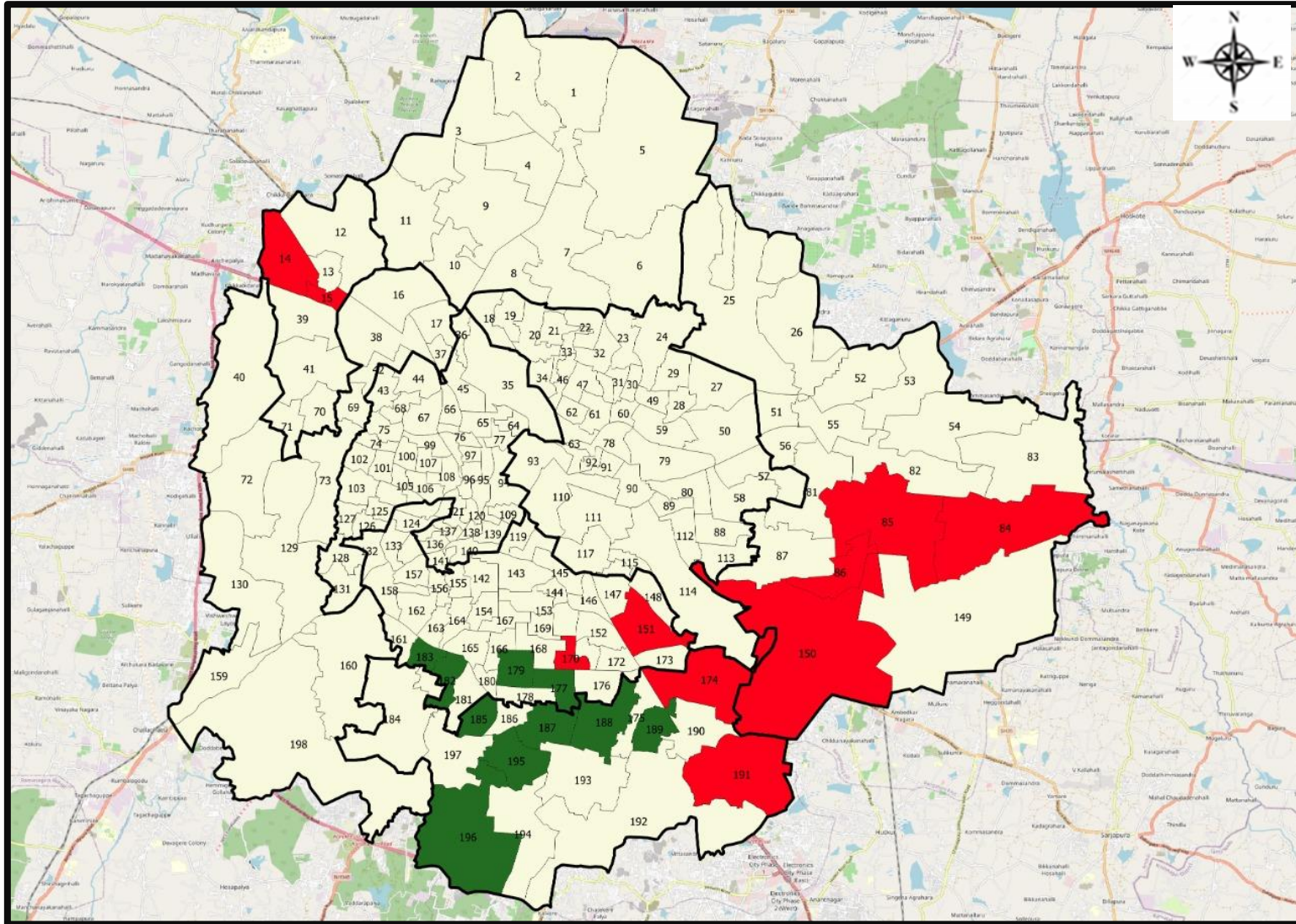


Total Test Conducted Till Date	Test Conducted Last 24 hours	Last 7 Days Average
3,20,39,046	5,695	4,559





BENGALURU URBAN MAP SHOWING TREND OF POSITIVE CASES IN LAST 7 DAYS



Top 10 wards reporting highest number of positive cases in last 10 days

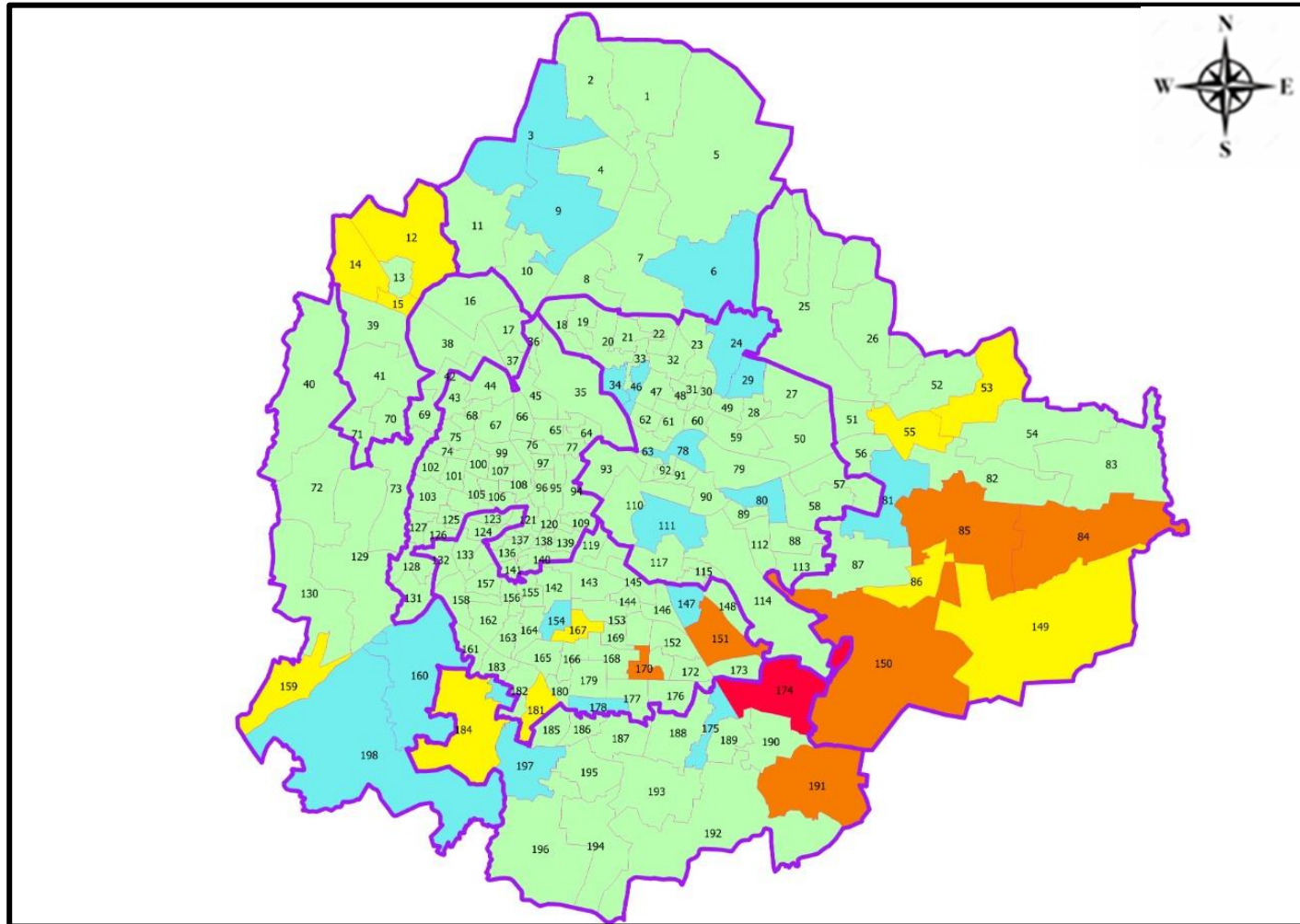
Ward No.	Ward Name	Daily Cases Average
174	HSR Layout	2
150	Bellanduru	2
85	Dodda Nekkundi	2
84	Hagadur	1
151	Koramangala	1
170	Jayanagar East	1
191	Singasandra	1
14	Bagalakunte	1
15	T Dasarahalli	1
86	Marattahalli	1







Top 10 wards reporting least number of positive cases in last 7 days

Ward No.	Ward Name	Daily Cases Average
196	Anjanapura	0
195	Konanakunte	0
189	Hongasandra	0
188	Bilekhali	0
187	Puttenahalli	0
185	Yelchenahalli	0
183	Chikkalsandra	0
182	Padmanabha Nagar	0
179	Shakambari Nagar	0
177	J P Nagar	0



BENGALURU MAP SHOWING INTENSITY OF POSITIVE CASES IN LAST 7 DAYS



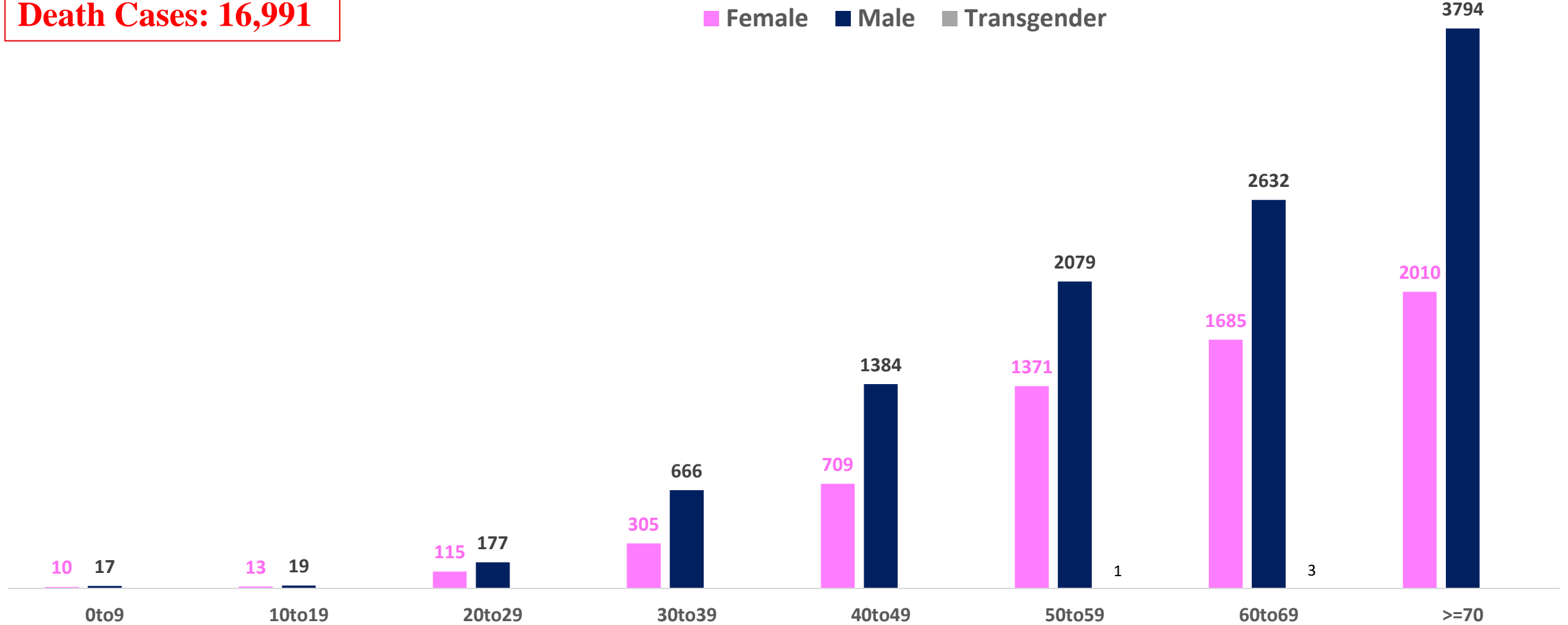
-  Level 1 : 0 to 1 Cases
-  Level 2 : 1 to 3 Cases
-  Level 3 : 3 to 5 Cases
-  Level 4 : 5 to 10 Cases
-  Level 5 : More than 10 Cases
-  Zone Boundaries



AGE AND GENDER WISE DISTRIBUTION OF DEATH CASES



Death Cases: 16,991





COVID-19 SCENARIO IN BENGALURU AND OTHER METROPOLITIAN CITIES



CITY NAME	Positive Cases	Active Cases	Recovered	Deceased	Vaccine Doses Administered
New Delhi	20,07,208	30	19,80,657	26,521	3,73,17,328
Bengaluru*	18,76,786	295	18,59,500	16,991	2,37,78,980
Mumbai	11,54,195	50	11,34,399	19,746	2,21,34,555
Chennai	7,93,190	29	7,84,090	9,071	1,13,96,462

Source : <https://dashboard.cowin.gov.in/> at 5:00pm (31.12.2022)
Source : <https://www.covid19bharat.org/> at 5:00pm (31.12.2022)

*includes BBMP & Bengaluru Urban



SNAPSHOT OF COVID-19 CASES IN BENGALURU URBAN



**Total Wards With
0 Cases* :
108**

**Tests Conducted
on 30.12.2022:
5,695**

**Recovery
Rate*:
99.08%**

**Total
Active Cases :
295**

**Total Vaccinated
on 30.12.2022:
3,282**

**Positivity
Rate* :
0.67%**

**Active
Rate*:
0.02%**

**Case
Fatality Rate* :
0.00%**





*Total positive cases In the past 7 days

*CFR and positivity is for Past 7 days



ಬೃಹತ್ ಬೆಂಗಳೂರು ಮಹಾನಗರ ಪಾಲಿಕೆ
Bruhat Bengaluru Mahanagara Palike



Download BBMP Bulletin	https://apps.bbmpgov.in/covid19/mediabulletin.php
To register for vaccination :	https://selfregistration.cowin.gov.in/
BBMP COVID19 Dashboard:	https://apps.bbmpgov.in/covid19/
Follow us on:	 www.facebook.com/bbmp.comm1/
	 twitter.com/BBMPCOMM
	  BBMPSplHealth


Issued by:


Honorable Chief Commissioner, BBMP
Special Commissioner Health & IT, BBMP
MD, Bengaluru Smart City Limited

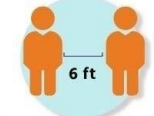
THANK YOU !


ಬೃಹತ್ ಬೆಂಗಳೂರು ಮಹಾನಗರ ಪಾಲಿಕೆ
Bruhat Bengaluru Mahanagara Palike

Stay Safe from COVID-19 Virus

 **Wear Mask**

Wash Hands Regularly 

 **Maintain Social Distance**

Get Vaccinated 

For more information around COVID-19 call the BBMP helpline number 1533

